

Compatibility

- Windows 7/8/8.1/10
- Mac OS X
- Acano
- Adobe Connect
- BlueJeans
- Cisco Jabber
- Cisco WebEx
- Easymeeting
- Facetime
- Fuzebox
- Google Hangout
- GoToMeeting
- Lifesize
- Skype for Business(Lync)
- Polycom RealPresence
- Radavision
- Spontania
- Skype
- TurboMeeting.US
- Vidyo
- Vsee
- Zoom.US
- Google Hangouts on Air
- YouTube Live


Features

- 10X Optical Zoom
- USB 2.0
- RS-232
- 1280 x 720p
- 50° Field of View
- Up to 30fps
- 64 Presets
- IR Remote

The HuddleCamHD 10X 720p is ideal for a small to medium sized meeting rooms. This camera is compatible with every system that accepts USB cameras.

HuddleCamHD

Model Number: HC10X-720-BK



- 1. Lens**
10x Optical Zoom
- 2. IR Receiver**
To receive IR remote controller signal
- 3. Power LED**
Blue LED lights when unit is powered and is dark in standby mode.

- 4. IR Receiver**
To receive IR remote controller signal
- 5. DC IN 12V Socket**
Only use the Power Adapter supplied with this camera
- 6. IR Receiver**
To receive IR remote controller signals
- 7. VISCA IN Port**
For hard wired remote control from a 3rd party PC, joystick, etc...
- 8. VISCA Out Port/RS485**
Used for daisy chaining multiple cameras for RS-232 RS-485 control
- 9. USB 2.0 Interface**
For connection to PC (USB 2.0 port. Will also function in a USB 3.0 port as USB 2.0 device)



Specifications

Camera & Lens

Video CMOS Sensor	1/3" CMOS, 2.1 Mega Pixel
Frame Rate	30fps 1280 x 720
Lens Zoom	10X Optical Zoom f=4.9 - 49mm F2.0-2.8
Field of View	7° (tele) to 57° (wide)
Warranty	2 Years parts and labor

What's in the Box

10X Zoom USB 2.0 Camera
12V/2.0A DC Power Adapter
Mounts: Tripod Mount
USB 2.0 Data Cable (3m), Serial Control Cable, RS-232C to RS-485 Adaptor
IR Remote Control w/ batteries
User Manual (Also Downloadable Online)

Pan/Tilt Movement

Pan Movement	0° - 359°
Tilt Rotation	Up; 90° Down; 45°
Presets	64 Presets

Rear Board Connectors

High Definition Interface	USB 2.0
Controller Signal Interface	Mini DIN-8 (VISCA IN, VISCA OUT/RS485)
Controller Signal Config.	Dip-Switch Pin 7/TTL Signal
Baud Rate	9600 bds
Power Supply Interface	DC 12V 2A

Electrical Index

Power Supply Adapter	12V DC 2A
Input Voltage	12V DC (10.5-14V DC)
Input Power	24W (Max)
Working Environment	Indoor

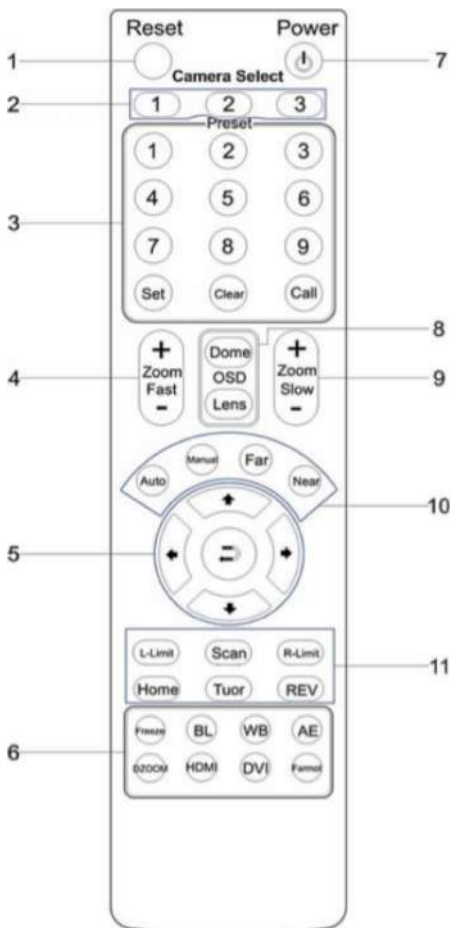
Physical

Material	Aluminum, Plastic
Dimensions	4.88"W x 5.5"H x 4.75"D (6" H w/tilt up)
(W x H x D) mm	124mm x 139mm x 120mm (152mm H w/tilt up)
Weight	1.66 lbs (.75 kg)
Box Dimensions	8.75" x 8.88" x 7" (222mm x 225mm x 178mm)
Boxed Weight	3.66 lbs (1.66 kg)
Temperature	32°F to + 113°F (0°C to 45°C)
Color	Black, *Silver, *White * Special Order

Quality Management System

Certified ISO9001: 2008

Remote Control















- Reset**
Restarts the camera and restores it to Factory Default settings. (Note: Will delete all memory).
- Camera Selection**
Select Camera ID: 1, 2 or 3
- Preset Positions**
1-9: Preset Positions
Set: Setting Preset Position
Clear: Clear Preset Position
Call: Call Preset Position
Note: If you want to set (or call) the first preset position to 1, you should press number key "1", then press "Set" (or "Call") to set (call) the position.
- Fast Zoom in/out Control Zone**
+ : Zoom in quickly
- : Zoom out quickly
- Pan/Tilt Controller**
 - ↑ Move Up
 - ↓ Move Down
 - ← Move Left
 - Move Right
 - ↻ Auto Pan
- Additional Function Zone**
Freeze: Image Freeze
BL: Back-light Compensation
WB: White Balance
AE: Auto Exposure
D Zoom: Digital Zoom
- Power Supply Switch**
Switch for turning camera on (i.e. Stand-By mode vs. Working mode)
- OSD Menu Zone**
Dome OSD: Enter Pan Tilt Zoom OSD menu
Lens OSD: Enter lens OSD menu
- Slow Zoom In/Out Zone**
+ : Zoom in slowly
- : Zoom out slowly
- Focus Control Zone**
Auto: Turn on auto focus
Far: Set focus at farther distance
Near: Set focus at nearer distance
- Pan/Tilt Function Zone**
L-Limit: Set left boundary limit scanning position
Scan: Enable Boundary Scanning (Auto Panning)
R-Limit: Set right boundary limit scanning position
Home: Go to camera's Home position
Tour: Enable automatic patrol tour of presets
Rev: Enable image flip for ceiling mounting




Still have questions?
Give us a call.

From 3X - 30X, We've got you covered








Product Line

	HC3X-BK-G2		HC3X-WH-G2	3X optical zoom, 36-81° HFOV, USB 2.0 video up to 1080P-30
	HC10X-720-BK		HC10X-720-WH	10X optical zoom, 7-57° HFOV, USB 2.0 video up to 720P-30
	HC3XW-GY-G2		HC3XW-WH-G2	3X optical zoom, 33-92° HFOV, USB 3.0 video up to 1080P-30
	HC10X-GY-G3		HC10X-WH-G3	10X optical zoom, 8-61° HFOV, USB 3.0 video up to 1080P-30
	HC20X-GY-G2		HC20X-WH-G2	20X optical zoom, 5-58° HFOV, USB 3.0 video up to 1080P-30
	HC30X-GY-G2		HC30X-WH-G2	30X optical zoom, 4-63° HFOV, USB 3.0 video up to 1080P-30




Control Accessories

	HC-JOY	RS232, RS485, RS422, 3D Joystick and Keyboard, VISCA, Pelco-P, Pelco-D
	DB9M-F-xx	Extension Cable, DB9M-F, Plenum, 4 lengths shown in ft. (xx=25, 50, 75, 100)
	VISCA-xx	Daisy Chain Cable, miniDIN8-MM, Plenum, 4 lgs in ft. (xx=25, 50, 75, 100)

Mounting Accessories

	HCM-1-BK		HCM-1-WH	Small Wall Mount, mounts directly to wall or box with supplied hardware
	HCM-2-BK		HCM-2-WH	Large Wall Mount, mounts directly to wall or box with supplied hardware
	HCM-1C-WH			Small Open Ceiling Mount, mounts to 1"NPT pipe
	HCM-2C-WH			Large Open Base Ceiling Mount, mounts to 1"NPT pipe
	PT-CM-1-BK			Surface Ceiling Mount, mounts directly to ceil or box w/ supplied hardware

Conference Audio

	HP-AIR-BK		HP-AIR-WH	Wireless Speakerphone with USB receiver
	HP-AIR-BA-BK			Wireless Speakerphone with USB receiver and external amplifier feed

